



DYNAMIC



embracing creative dialogue

CONTENT

introduction.....	4
-------------------	---

DYNAMIC Wood Acoustic

full coverage

drawings & specifications.....	6
components.....	7
suggested combinations.....	8

shelf

drawings & specifications.....	9
components.....	10
suggested combinations.....	11

DYNAMIC Fabric Acoustic

full coverage

drawings & specifications.....	13
components.....	14
suggested combination.....	15

shelf

drawings & specifications.....	16
components.....	17
suggested combination.....	18

DYNAMIC Wood Veneer

full coverage

drawings & specifications.....	20
components.....	21
suggested combinations.....	22

shelf

drawings & specifications.....	23
components.....	24
suggested combination.....	25

colours and textures

glass.....	26
other components & default colour combinations.....	27



DYNAMIC

an introduction

Created by Claus Brandt-Jakobsen, CHAT BOARD® Dynamic bridges the gap between essential workspace fittings and full-fledged furniture in an ingenious framework design, developed to provide flexible, free-flowing, and multifunctional dimensions to professional, educational, and creative spaces.

Timeless and adaptable by nature, Dynamic was built to accommodate a working world of a digital age, but it was shaped by a profound appreciation of the fundamentally human need to express itself through analogue means.

The Dynamic collection carefully translates three key themes and two base varieties into six different self-contained units, each offering a series of features and functions that allow it to stand proudly and purposefully on its own, or to partner up with one or more companions to sculpt and define changeable spaces within spaces.

Inviting architects and space planners to create individual and bespoke solutions, Dynamic offers a wide range of combinations, spanning across a variety of materials, finish textures and colour options.

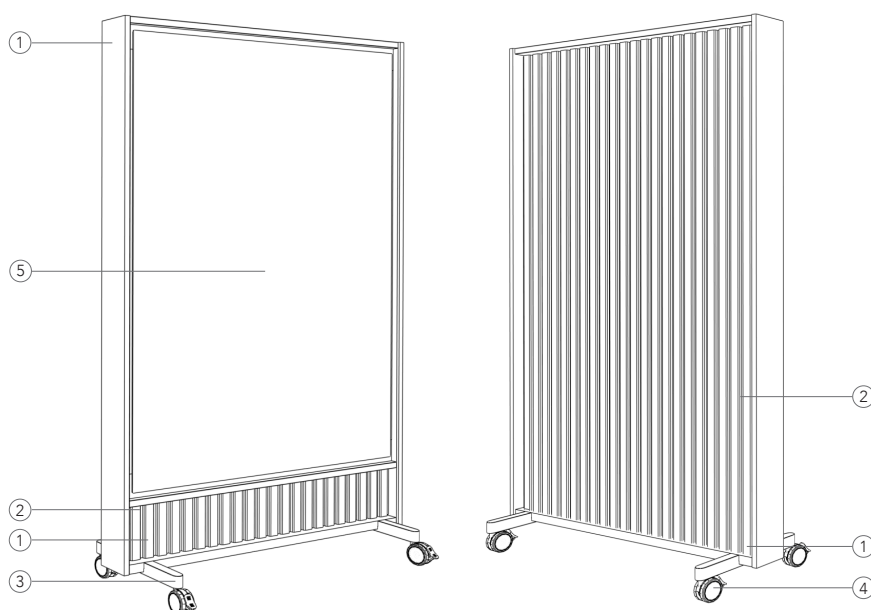
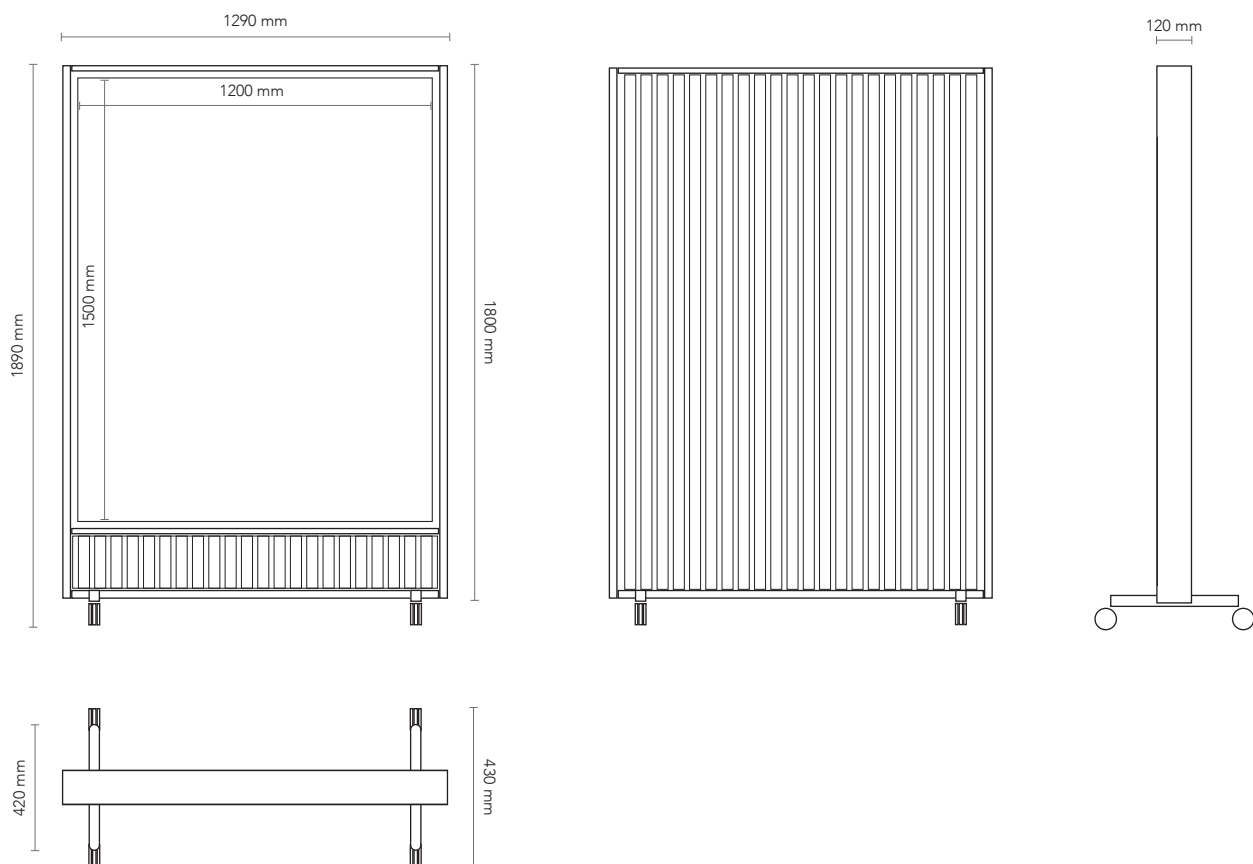
Sustainability is at the heart of the CHAT BOARD design philosophy, and each component and raw material of the Dynamic product offering has been carefully sourced to reduce the carbon footprint across each stage of the manufacturing process.

With equal focus on minimising environmental impact, the Dynamic units are delivered as separate components (frame, panels, glass boards, shelves), which are easily assembled on site.

DYNAMIC

Wood Acoustic





(1) Wood finishes - frame incl. slats*:

Oak: matt PU clear coat lacquer

White spruce: matt white pigmented PU lacquer

Black spruce: matt black PU lacquer (RAL 9005)

*The wooden slats are 10 mm thick and 40 mm wide

All wood is FSC certified

(2) Acoustic PET felt:

9 mm AQSorb acoustic felt, made from 100% recyclable PET, incl. 90% recycled PET from marine debris (plastic bottles)

(3) Feet:

Powder coated aluminium (RAL 9003 or RAL 9005)

(4) Casters:

4 x Ø75 mm soft casters with brakes
(white/grey or black/black)

(5) Glass board:

4 mm tempered safety glass according to highest quality standards, finished with unpolished, C-shaped edges and 4 mm radius corners

The glass is available in 25 colours, and the surface is both magnetic and writable
Steel back plate with bent edges for easy mounting

Item no.	Description	Colour	Dimensions	
FRAME - incl. (1) to (4)				
(1) Wood			W x H x D mm	kg
DYNWAF-C-OAK	solid wood frame and slats (front and back)	oak ^A	1290 x 1890 x 120	TBA
DYNWAF-C-WS	solid wood frame and slats (front and back)	white spruce ^B	1290 x 1890 x 120	TBA
DYNWAF-C-BS	solid wood frame and slats (front and back)	black spruce ^C	1290 x 1890 x 120	TBA
(2) Acoustic PET felt (behind wooden slats)			(between slats) W mm	
DYNAQ-B44	acoustic AQsorb PET felt	black ^{A C}	40	
DYNAQ-W35	acoustic AQsorb PET felt	soft white ^B	40	
(3) Feet			W x H x D mm	
DYNFE-B	set of 2 feet for casters in powder coated aluminium	black	38 x 40 x 420	
DYNFE-W	set of 2 feet for casters in powder coated aluminium	white	38 x 40 x 420	
(4) Casters			Ø mm	
DYNCA-B	set of 4 soft brake casters	black	75	
DYNCA-W	set of 4 soft brake casters	white	75	
GLASS				
(5) Glass board			W x H mm	kg
MT120150	CHAT BOARD Classic - magnetic glass board (glossy glass)	Pure White	1200 x 1500	31.0
MT120150	CHAT BOARD Classic - magnetic glass board (glossy glass)	other colours	1200 x 1500	31.0
MTM120150	CHAT BOARD Matt - magnetic glass board (matt glass)	Pure White	1200 x 1500	31.0
MTM120150	CHAT BOARD Matt - magnetic glass board (matt glass)	other colours	1200 x 1500	31.0

N B

^ADefault colour for oak frame: PET felt in black

^BDefault colour for white spruce frame: PET felt in soft white

^CDefault colour for black spruce frame: PET felt in black

See next page for suggested combinations

Other combinations are available upon request for 25+ units

SEE COLOURS & TEXTURES, PAGES 26-27



Example I (as pictured):

FRAME:

- (1) Frame and slats in oak
- (2) Acoustic PET felt in black
- (3) Feet in black
- (4) Casters in black

GLASS:

- (5) CHAT BOARD Matt in Black





Example II (as pictured):

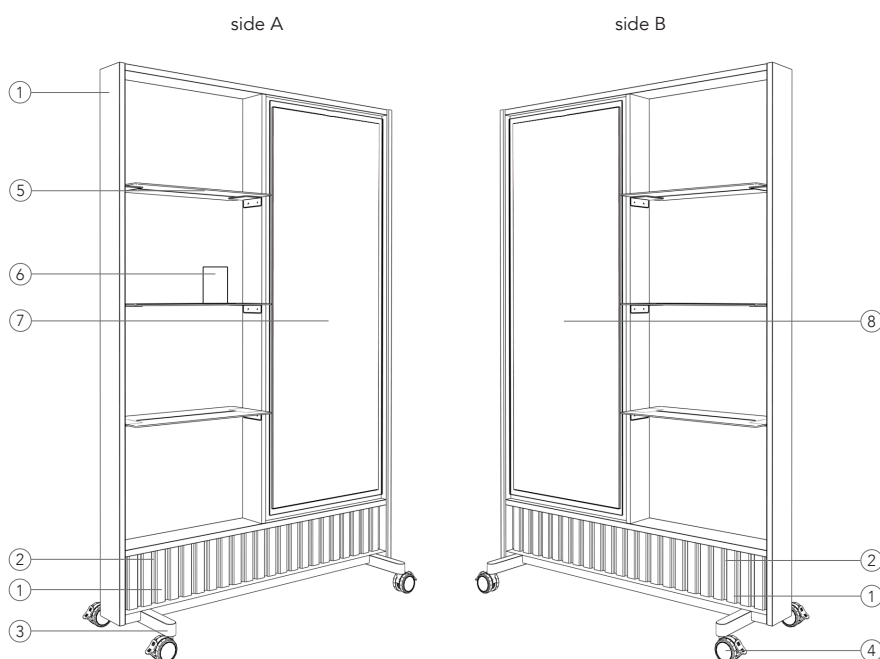
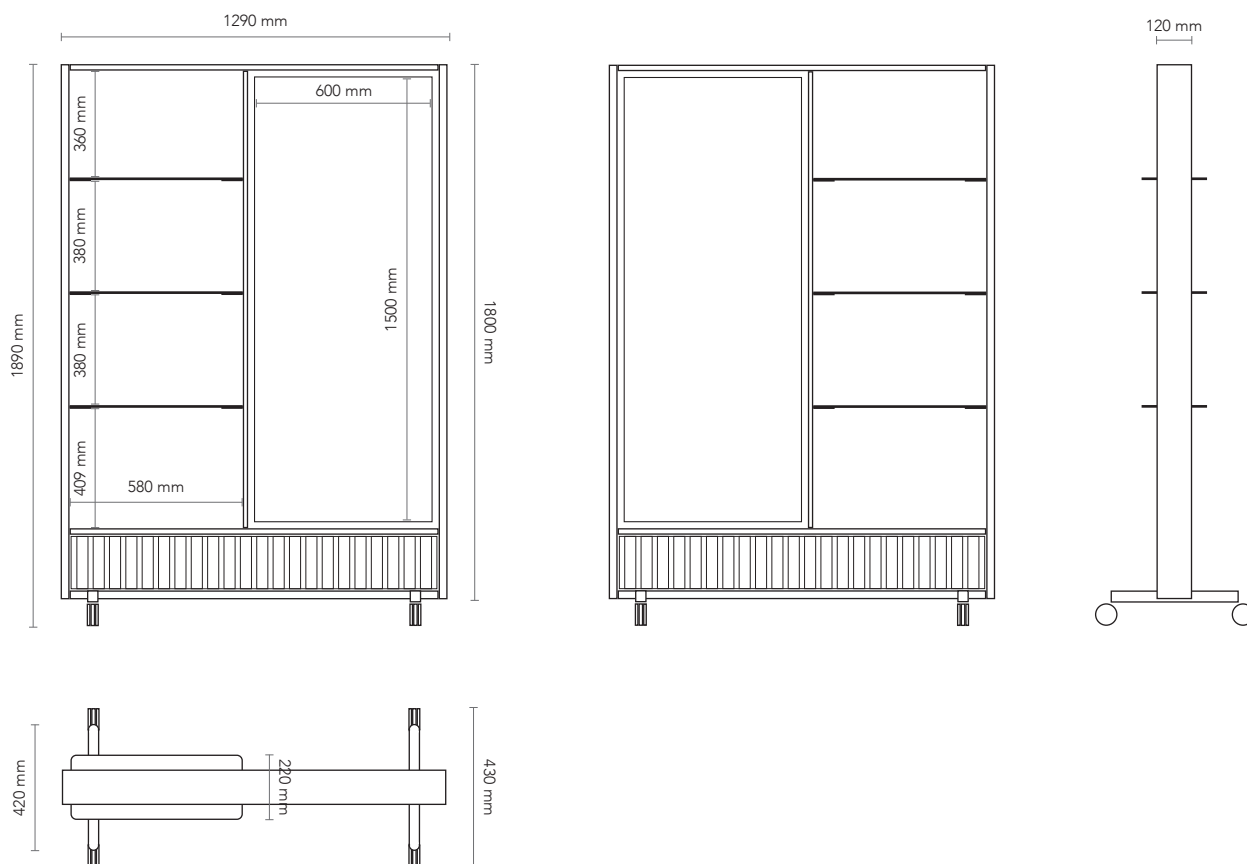
FRAME:

- (1) Frame and slats in white spruce
- (2) Acoustic PET felt in soft white
- (3) Feet in white
- (4) Casters in white

GLASS:

- (5) CHAT BOARD Classic in Stone





(1) Wood finishes - frame and slats*:

Oak: matt PU clear coat lacquer

White spruce: matt white pigmented PU lacquer

Black spruce: matt black PU lacquer (RAL 9005)

*The wooden slats are 10 mm thick and 40 mm wide
All wood is FSC certified

(2) Acoustic PET felt:

9 mm AQsorb acoustic felt, made from 100% recyclable PET, incl. 90% recycled PET from marine debris (plastic bottles)

(3) Feet:

Powder coated aluminium (RAL 9003 or RAL 9005)

(4) Casters:

4 x Ø75 mm soft casters with brakes
(white/grey or black/black)

(5),(6) Shelves, shelf supports & bookends (optional):

Powder coated aluminium (RAL 9003 or RAL 9005)

(7),(8) Glass boards:

4 mm tempered safety glass according to highest quality standards, finished with unpolished, C-shaped edges and 4 mm radius corners

The glass is available in 25 colours, and the surface is both magnetic and writable
Steel back plate with bent edges for easy mounting

Item no.	Description	Colour	Dimensions	
FRAME - incl. (1) to (5)				
(1) Wood			W x H x D mm	kg
DYNWASH-OAK	solid wood frame and slats (front and back)	oak ^A	1290 x 1890 x 120	TBA
DYNWASH-WS	solid wood frame and slats (front and back)	white spruce ^B	1290 x 1890 x 120	TBA
DYNWASH-BS	solid wood frame and slats (front and back)	black spruce ^C	1290 x 1890 x 120	TBA
(2) Acoustic PET felt (behind wooden slats)			(between slats) W mm	
DYNAQ-B44	acoustic AQsorb PET felt	black ^{A C}	40	
DYNAQ-W35	acoustic AQsorb PET felt	white ^B	40	
(3) Feet			W x H x D mm	
DYNFE-B	set of 2 feet for casters in powder coated aluminium	black	38 x 40 x 420	
DYNFE-W	set of 2 feet for casters in powder coated aluminium	white ^B	38 x 40 x 420	
(4) Casters			Ø mm	
DYNCA-B	set of 4 soft brake casters	black	75	
DYNCA-W	set of 4 soft brake casters	white	75	
(5) Shelves			W x D x THK mm	
DYNBH-B	set of 3 shelves in powder coated aluminium	black ^{A C}	580 x 220 x 4	
DYNBH-W	set of 3 shelves in powder coated aluminium	white ^B	580 x 220 x 4	
(6) Bookends (optional)			W x D x THK mm	
DYNBE-B	set of 3 bookends in powder coated aluminium	black ^{A C}	140 x 155 x 6	
DYNBE-W	set of 3 bookends in powder coated aluminium	white ^B	140 x 155 x 6	
GLASS				
(7) Glass board - side A			W x H mm	kg
MT60150	CHAT BOARD Classic - magnetic glass board (glossy glass)	Pure White	600 x 1500	16.0
MT60150	CHAT BOARD Classic - magnetic glass board (glossy glass)	other colours	600 x 1500	16.0
MTM60150	CHAT BOARD Matt - magnetic glass board (matt glass)	Pure White	600 x 1500	16.0
MTM60150	CHAT BOARD Matt - magnetic glass board (matt glass)	other colours	600 x 1500	16.0
(8) Glass board - side B			W x H mm	kg
MT60150	CHAT BOARD Classic - magnetic glass board (glossy glass)	Pure White	600 x 1500	16.0
MT60150	CHAT BOARD Classic - magnetic glass board (glossy glass)	other colours	600 x 1500	16.0
MTM60150	CHAT BOARD Matt - magnetic glass board (matt glass)	Pure White	600 x 1500	16.0
MTM60150	CHAT BOARD Matt - magnetic glass board (matt glass)	other colours	600 x 1500	16.0

N B

^ADefault colours for oak frame: PET felt in black, shelves (+ bookends) in black

^BDefault colours for white spruce frame: PET felt in soft white, shelves (+ bookends) in white

^CDefault colours for black spruce frame: PET felt in black, shelves (+ bookends) in black

See next page for suggested combinations

Other combinations are available upon request for 25+ units

SEE COLOURS & TEXTURES, PAGES 26-27




Example I (as pictured):

FRAME:

- (1) Frame and slats in white spruce
- (2) Acoustic PET felt in soft white
- (3) Feet in white
- (4) Casters in white
- (5) Shelves in white

GLASS:

- (7) CHAT BOARD Classic in Ink
- (8) CHAT BOARD Classic in Ink




Example II (as pictured):

FRAME:

- (1) Frame and slats in black spruce
- (2) Acoustic PET felt in black
- (3) Feet in black
- (4) Casters in black
- (5) Shelves in black

GLASS:

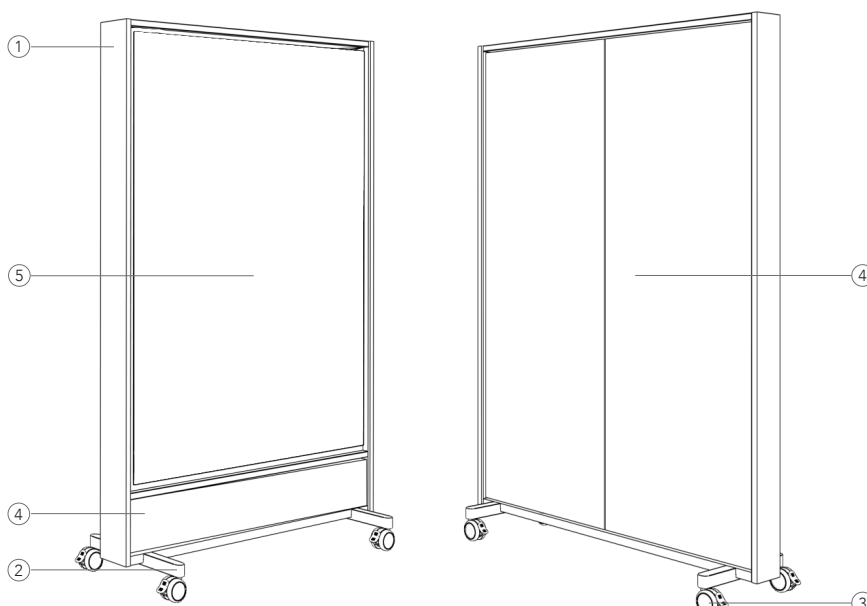
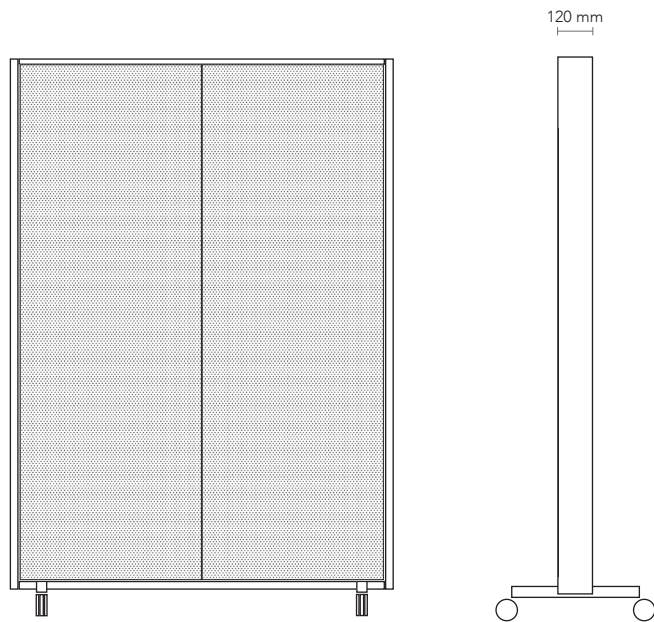
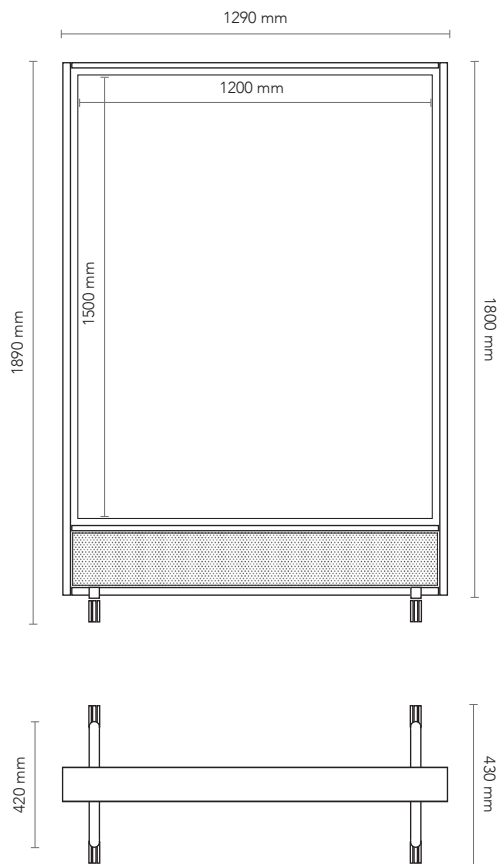
- (7) CHAT BOARD Matt in Pure White
- (8) CHAT BOARD Matt in Pure White



DYNAMIC

Fabric Acoustic





(1) Wood finishes - frame:

Oak: matt PU clear coat lacquer

White spruce: matt white pigmented PU lacquer

Black spruce: matt black PU lacquer (RAL 9005)

All wood is FSC certified

(2) Feet:

Powder coated aluminium (RAL 9003 or RAL 9005)

(3) Casters:

4 x Ø75 mm soft casters with brakes
(white/grey or black/black)

(4) Acoustic panels:

40 mm class A acoustic panels, composed of stone wool

Panels are covered in the fabric of choice
(Quest^{cat1}, Sumi^{cat2} by Camira, or Molly^{cat3} / Clara^{cat3} by Kvadrat)

(5) Glass board:

4 mm tempered safety glass according to highest quality standards, finished with unpolished, C-shaped edges and 4 mm radius corners

The glass is available in 25 colours, and the surface is both magnetic and writable
Steel back plate with bent edges for easy mounting

Item no.	Description	Colour	Dimensions	
FRAME - incl. (1) to (3)				
(1) Wood			W x H x D mm	kg
DYNFAFC-OAK	solid wood frame	oak	1290 x 1890 x 120	TBA
DYNFAFC-WS	solid wood frame	white spruce	1290 x 1890 x 120	TBA
DYNFAFC-BS	solid wood frame	black spruce	1290 x 1890 x 120	TBA
(2) Feet			W x H x D mm	
DYNFE-B	set of 2 feet for casters in powder coated aluminium	black	38 x 40 x 420	
DYNFE-W	set of 2 feet for casters in powder coated aluminium	white	38 x 40 x 420	
(3) Casters			Ø mm	
DYNCA-B	set of 4 soft brake casters	black	75	
DYNCA-W	set of 4 soft brake casters	white	75	
ACOUSTIC				
(4) Acoustic panels		fabric	(front panel) W x H x THK mm	(2 x back panels) W x H x THK mm
ACU1	fabric covered class A acoustic panels (front and back)	Quest	1225 x 176 x 40	612.5 x 1738 x 40
ACU2	fabric covered class A acoustic panels (front and back)	Sumi	1225 x 176 x 40	612.5 x 1738 x 40
ACU3	fabric covered class A acoustic panels (front and back)	Molly / Clara	1225 x 176 x 40	612.5 x 1738 x 40
GLASS				
(5) Glass board			W x H mm	kg
MT120150	CHAT BOARD Classic - magnetic glass board (glossy glass)	Pure White	1200 x 1500	31.0
MT120150	CHAT BOARD Classic - magnetic glass board (glossy glass)	other colours	1200 x 1500	31.0
MTM120150	CHAT BOARD Matt - magnetic glass board (matt glass)	Pure White	1200 x 1500	31.0
MTM120150	CHAT BOARD Matt - magnetic glass board (matt glass)	other colours	1200 x 1500	31.0

SEE COLOURS & TEXTURES, PAGES 26-27

See next page for suggested combination



Example (as pictured):

FRAME:


- (1) Frame in white spruce
- (2) Feet in white
- (3) Casters in white

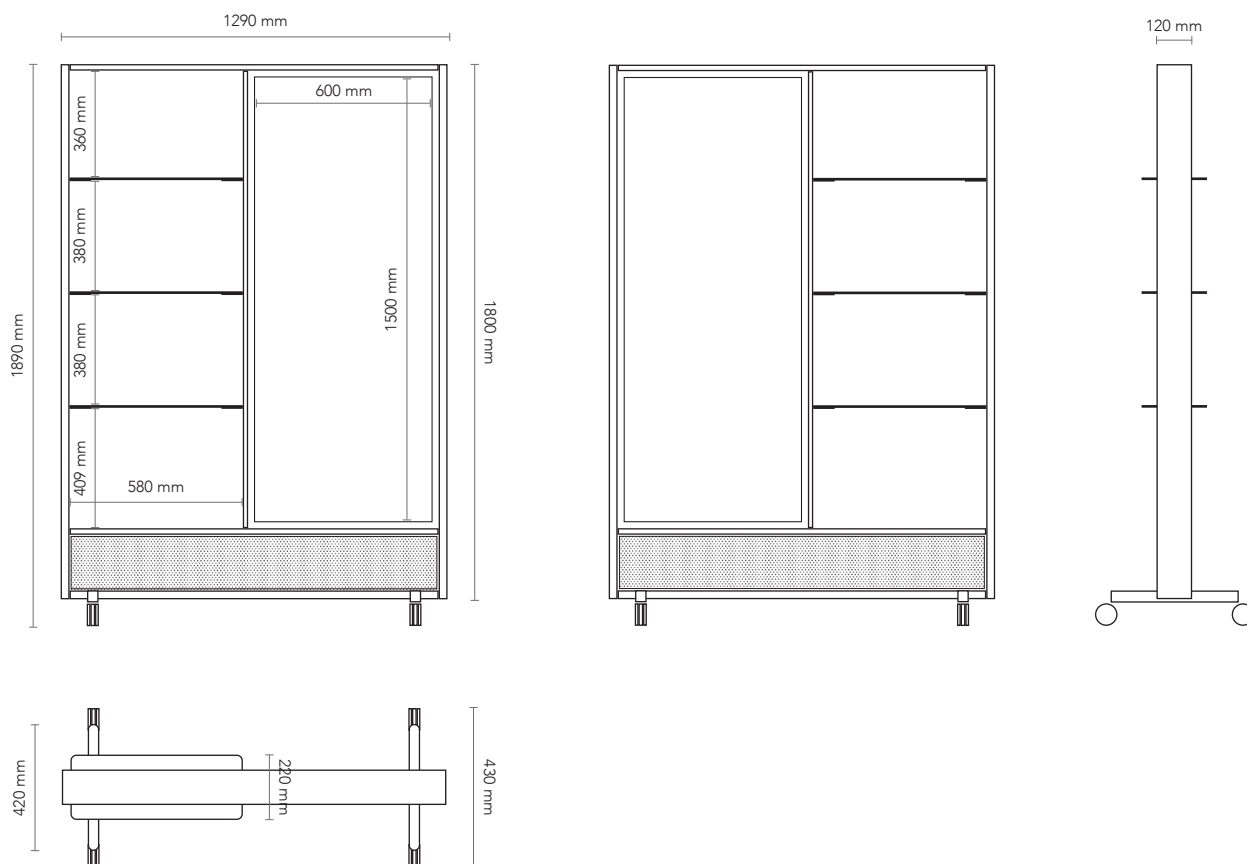
ACOUSTIC:

- (4) Acoustic panels in Quest 03

GLASS:


- (5) CHAT BOARD Classic in Sand





side A

side B



(1) Wood finishes - frame:

Oak: matt PU clear coat lacquer

White spruce: matt white pigmented PU lacquer

Black spruce: matt black PU lacquer (RAL 9005)

All wood is FSC certified

(2) Feet:

Powder coated aluminium (RAL 9003 or RAL 9005)

(3) Casters:

4 x Ø75 mm soft casters with brakes
(white/grey or black/black)

(4),(5) Shelves, shelf supports & bookends (optional):

Powder coated aluminium (RAL 9003 or RAL 9005)

(6) Acoustic panels:

40 mm class A acoustic panels, composed of stone wool

Panels are covered in the fabric of choice

(Quest^{cat1}, Sumi^{cat2} by Camira, or Molly^{cat3}/Clara^{cat3} by Kvadrat)

(7),(8) Glass boards:

4 mm tempered safety glass according to highest quality standards, finished with unpolished, C-shaped edges and 4 mm radius corners

The glass is available in 25 colours, and the surface is both magnetic and writable

Steel back plate with bent edges for easy mounting

Item no.	Description	Colour	Dimensions	
FRAME - incl. (1) to (4)				
(1) Wood			W x H x D mm	kg
DYNFASH-OAK	solid wood frame	oak ^A	1290 x 1890 x 120	TBA
DYNFASH-WS	solid wood frame	white spruce ^B	1290 x 1890 x 120	TBA
DYNFASH-BS	solid wood frame	black spruce ^C	1290 x 1890 x 120	TBA
(2) Feet			W x H x D mm	
DYNFE-B	set of 2 feet for casters in powder coated aluminium	black	38 x 40 x 420	
DYNFE-W	set of 2 feet for casters in powder coated aluminium	white	38 x 40 x 420	
(3) Casters			Ø mm	
DYNCA-B	set of 4 soft brake casters	black	75	
DYNCA-W	set of 4 soft brake casters	white	75	
(4) Shelves			W x D x THK mm	
DYNBH-B	set of 3 shelves in powder coated aluminium	black ^{A C}	580 x 220 x 4	
DYNBH-W	set of 3 shelves in powder coated aluminium	white ^B	580 x 220 x 4	
(5) Bookends (optional)			W x D x THK mm	
DYNBE-B	set of 3 bookends in powder coated aluminium	black ^{A C}	140 x 155 x 6	
DYNBE-W	set of 3 bookends in powder coated aluminium	white ^B	140 x 155 x 6	
ACOUSTIC				
(6) Acoustic panels		fabric	(front panel) W x H x THK mm	(back panel) W x H x THK mm
ACU1	fabric covered class A acoustic panels (front and back)	Quest	1225 x 176 x 40	1225 x 176 x 40
ACU2	fabric covered class A acoustic panels (front and back)	Sumi	1225 x 176 x 40	1225 x 176 x 40
ACU3	fabric covered class A acoustic panels (front and back)	Molly / Clara	1225 x 176 x 40	1225 x 176 x 40
GLASS				
(7) Glass board - side A			W x H mm	kg
MT60150	CHAT BOARD Classic - magnetic glass board (glossy glass)	Pure White	600 x 1500	16.0
MT60150	CHAT BOARD Classic - magnetic glass board (glossy glass)	other colours	600 x 1500	16.0
MTM60150	CHAT BOARD Matt - magnetic glass board (matt glass)	Pure White	600 x 1500	16.0
MTM60150	CHAT BOARD Matt - magnetic glass board (matt glass)	other colours	600 x 1500	16.0
(8) Glass board - side B			W x H mm	kg
MT60150	CHAT BOARD Classic - magnetic glass board (glossy glass)	Pure White	600 x 1500	16.0
MT60150	CHAT BOARD Classic - magnetic glass board (glossy glass)	other colours	600 x 1500	16.0
MTM60150	CHAT BOARD Matt - magnetic glass board (matt glass)	Pure White	600 x 1500	16.0
MTM60150	CHAT BOARD Matt - magnetic glass board (matt glass)	other colours	600 x 1500	16.0

N B

^ADefault colour for oak frame: shelves (+ bookends) in black

^BDefault colour for white spruce frame: shelves (+ bookends) in white

^CDefault colour for black spruce frame: shelves (+ bookends) in black

See next page for suggested combination

Other combinations are available upon request for 25+ units

SEE COLOURS & TEXTURES, PAGES 26-27



Example (as pictured):

FRAME:


- (1) Frame in white spruce
- (2) Feet in white
- (3) Casters in white
- (4) Shelves in white

ACOUSTIC:

- (6) Acoustic panels in Quest 03

GLASS:

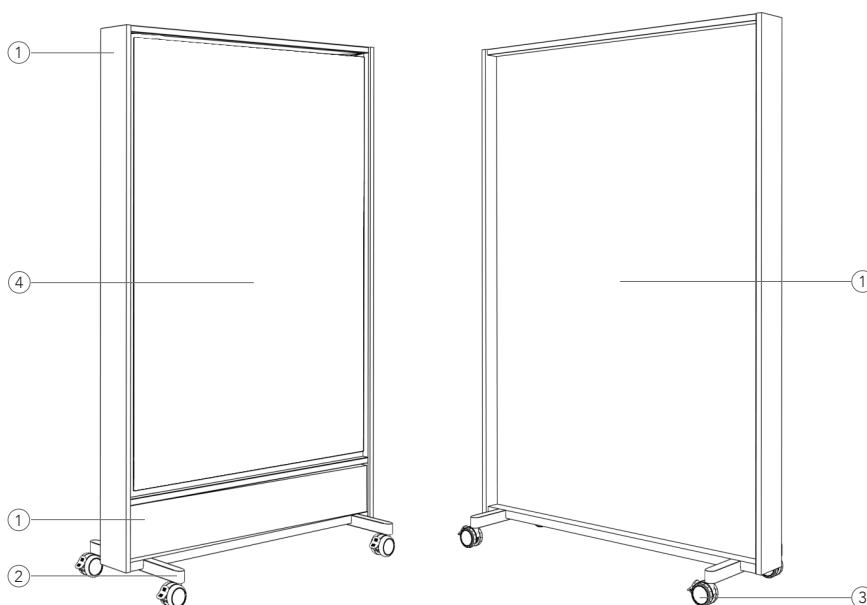
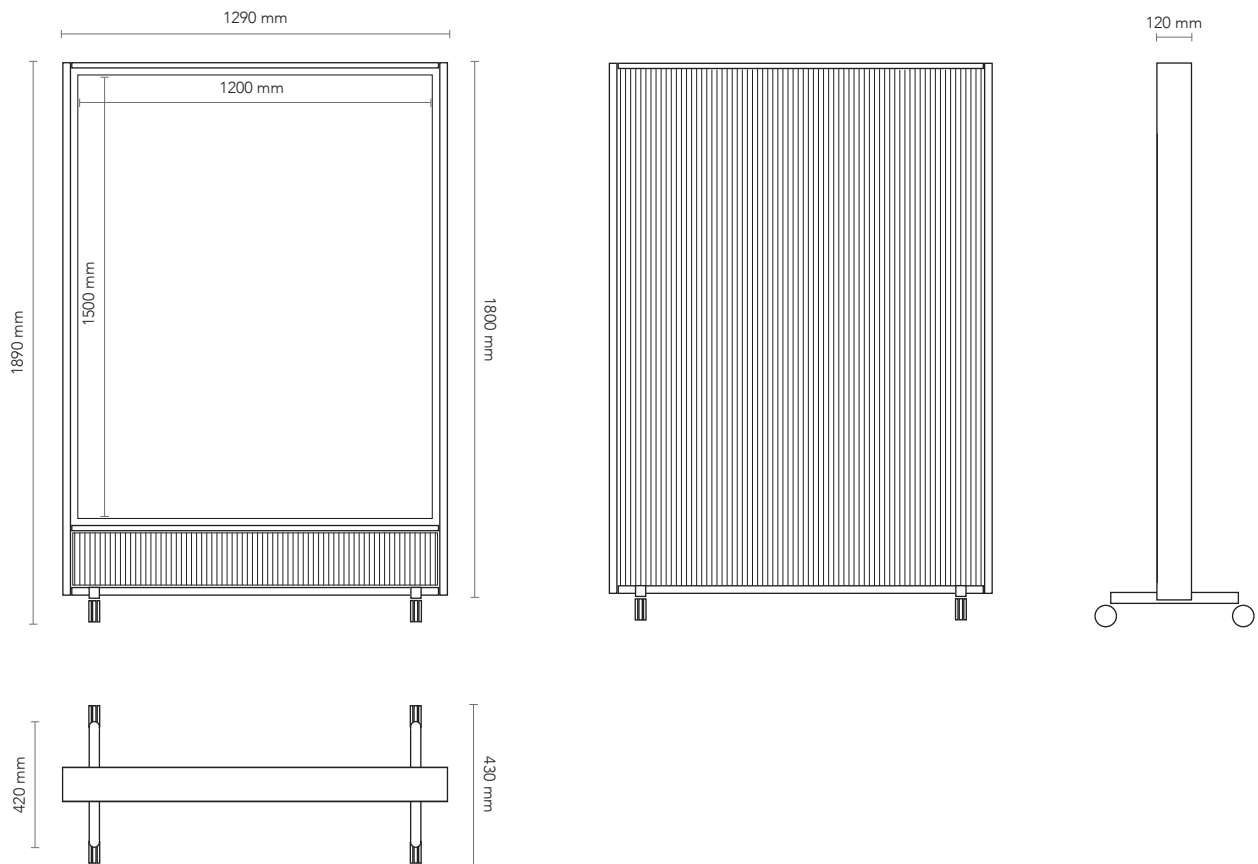
- (7) CHAT BOARD Matt in Ink
- (8) CHAT BOARD Matt in Ink



DYNAMIC

Wood Veneer





(1) Wood finishes - frame & veneer panels:

Oak: matt PU clear coat lacquer

Black spruce: matt black PU lacquer (RAL 9005)

(*Dynamic Wood Veneer is not available in White Spruce)

All wood and wood veneer is FSC certified

FYI

Dynamic Wood Veneer full coverage is prepared for the mounting of a TV bracket on the back.

(2) Feet:

Powder coated aluminium (RAL 9003 or RAL 9005)

(3) Casters:

4 x Ø75 mm soft casters with brakes
(white/grey or black/black)

(4) Glass board:

4 mm tempered safety glass according to highest quality standards, finished with unpolished, C-shaped edges and 4 mm radius corners

The glass is available in 25 colours, and the surface is both magnetic and writable
Steel back plate with bent edges for easy mounting

Item no.	Description	Colour	Dimensions	
FRAME - incl. (1) to (3)				
(1)				
Wood			W x H x D mm	kg
DYNWVFC-OAK	solid wood frame and veneer panels (front and back)	oak	1290 x 1890 x 120	TBA
DYNWVFC-BS	solid wood frame and veneer panels (front and back)	black spruce	1290 x 1890 x 120	TBA
(2)				
Feet			W x H x D mm	
DYNFE-B	set of 2 feet for casters in powder coated aluminium	black	38 x 40 x 420	
DYNFE-W	set of 2 feet for casters in powder coated aluminium	white	38 x 40 x 420	
(3)				
Casters			Ø mm	
DYNCA-B	set of 4 soft brake casters	black	75	
DYNCA-W	set of 4 soft brake casters	white	75	
GLASS				
(4)				
Glass board			W x H mm	kg
MT120150	CHAT BOARD Classic - magnetic glass board (glossy glass)	Pure White	1200 x 1500	31.0
MT120150	CHAT BOARD Classic - magnetic glass board (glossy glass)	other colours	1200 x 1500	31.0
MTM120150	CHAT BOARD Matt - magnetic glass board (matt glass)	Pure White	1200 x 1500	31.0
MTM120150	CHAT BOARD Matt - magnetic glass board (matt glass)	other colours	1200 x 1500	31.0

SEE COLOURS & TEXTURES, PAGES 26-27

See next page for suggested combinations



Example I (as pictured):

FRAME:

- (1) Frame and veneer panels in oak
- (2) Feet in white
- (3) Casters in white

GLASS:

- (4) CHAT BOARD Classic in Pure White

(TV screen not included)



Example II (as pictured):



FRAME:

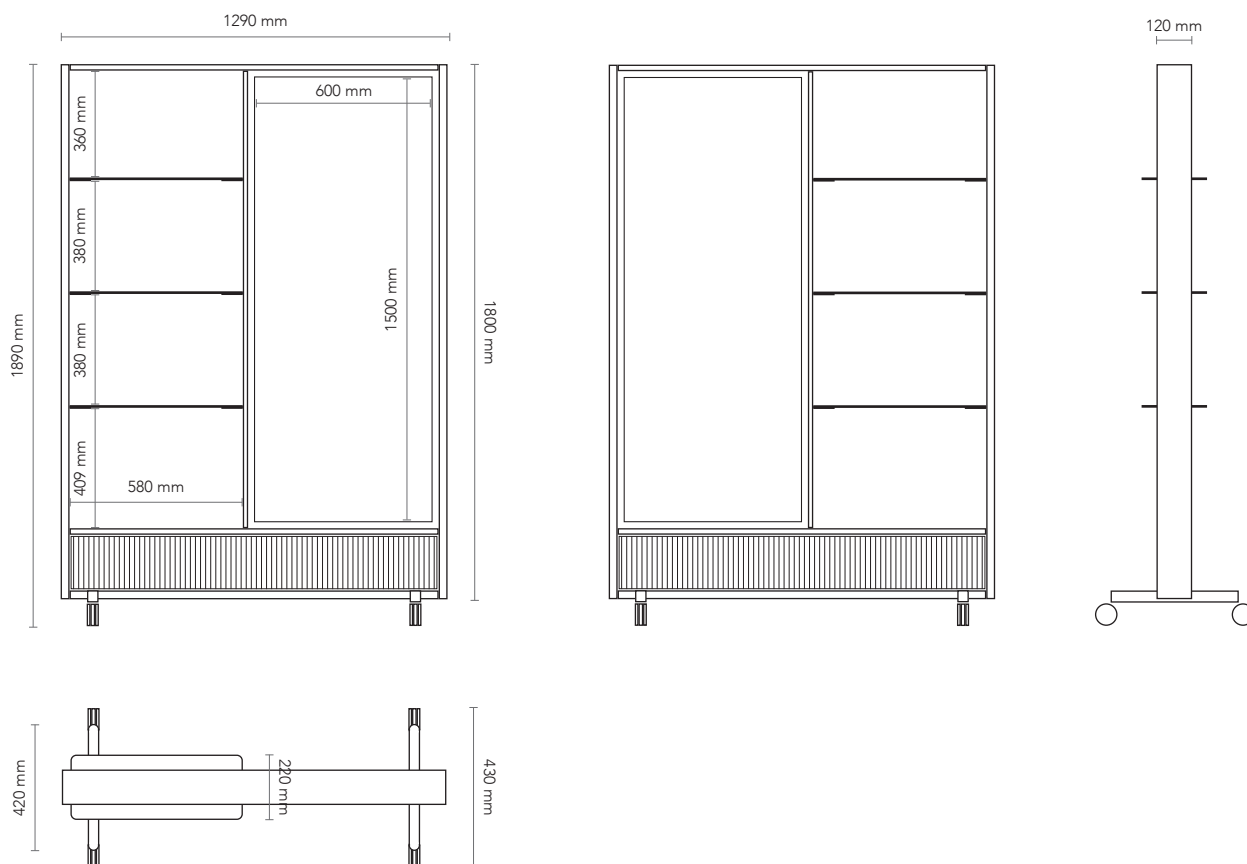
- (1) Frame and veneer panels in black spruce
- (2) Feet in black
- (3) Casters in black

GLASS:

- (4) CHAT BOARD Matt in Pure White


(TV screen not included)





side A

side B



(1) Wood finishes - frame & veneer panels:

Oak: matt PU clear coat lacquer

Black spruce: matt black PU lacquer (RAL 9005)

(*Dynamic Wood Veneer is not available in White Spruce)

All wood and wood veneer is FSC certified

(2) Feet:

Powder coated aluminium (RAL 9003 or RAL 9005)

(3) Casters:

4 x Ø75 mm soft casters with brakes
(white/grey or black/black)

(4),(5) Shelves, shelf supports & bookends (optional):

Powder coated aluminium (RAL 9003 or RAL 9005)

(6),(7) Glass boards:

4 mm tempered safety glass according to highest quality standards, finished with unpolished, C-shaped edges and 4 mm radius corners

The glass is available in 25 colours, and the surface is both magnetic and writable

Steel back plate with bent edges for easy mounting

Item no.	Description	Colour	Dimensions	
FRAME - incl. (1) to (4)				
(1)				
Wood			W x H x D mm	kg
DYNWVSH-OAK	solid wood frame and veneer panels (front and back)	oak ^A	1290 x 1890 x 120	TBA
DYNWVSH-BS	solid wood frame and veneer panels (front and back)	black spruce ^B	1290 x 1890 x 120	TBA
(2)				
Feet			W x H x D mm	
DYNFE-B	set of 2 feet for casters in powder coated aluminium	black	38 x 40 x 420	
DYNFE-W	set of 2 feet for casters in powder coated aluminium	white	38 x 40 x 420	
(3)				
Casters			Ø mm	
DYNCA-B	set of 4 soft brake casters	black	75	
DYNCA-W	set of 4 soft brake casters	white	75	
(4)				
Shelves			W x D x THK mm	
DYNSH-B	set of 3 shelves in powder coated aluminium	black ^{A B}	580 x 220 x 4	
DYNSH-W	set of 3 shelves in powder coated aluminium	white ^C	580 x 220 x 4	
(5)				
Bookends (optional)			W x D x THK mm	
DYNBE-B	set of 3 bookends in powder coated aluminium	black ^{A B}	140 x 155 x 6	
DYNBE-W	set of 3 bookends in powder coated aluminium	white ^C	140 x 155 x 6	
GLASS				
(6)				
Glass board - side A			W x H mm	kg
MT60150	CHAT BOARD Classic - magnetic glass board (glossy glass)	Pure White	600 x 1500	16.0
MT60150	CHAT BOARD Classic - magnetic glass board (glossy glass)	other colours	600 x 1500	16.0
MTM60150	CHAT BOARD Matt - magnetic glass board (matt glass)	Pure White	600 x 1500	16.0
MTM60150	CHAT BOARD Matt - magnetic glass board (matt glass)	other colours	600 x 1500	16.0
(7)				
Glass board - side B			W x H mm	kg
MT60150	CHAT BOARD Classic - magnetic glass board (glossy glass)	Pure White	600 x 1500	16.0
MT60150	CHAT BOARD Classic - magnetic glass board (glossy glass)	other colours	600 x 1500	16.0
MTM60150	CHAT BOARD Matt - magnetic glass board (matt glass)	Pure White	600 x 1500	16.0
MTM60150	CHAT BOARD Matt - magnetic glass board (matt glass)	other colours	600 x 1500	16.0

N B

^ADefault colour for oak frame: shelves (+ bookends) in black

^BDefault colour for black spruce frame: shelves (+ bookends) in black

See next page for suggested combination

Other combinations are available upon request for 25+ units

^CWhite shelves and bookends are only available upon request for 25+ units

SEE COLOURS & TEXTURES, PAGES 26-27




Example (as pictured):

FRAME:

- (1) Frame and veneer panels in black spruce
- (2) Feet in black
- (3) Casters in black
- (4) Shelves in black

GLASS:

- (6) CHAT BOARD Classic in Pure White
- (7) CHAT BOARD Classic in Pure White




				
Pure White 14 MTPW	Blush 32 MTBL	Petal 42 MTPE	Pine 43 MTPI	Ink 40 MTIN
				
Dove 35 MTDO	Nude 25 MTNU	Plum 33 MTPLU	Army Green 37 MTAG	Denim 38 MTDE
				
Grey 5 MTG	Stone 41 MTSTO	Ruby 34 MTRU	Khaki 27 MTK	Lavender 21 MTL
				
Dark Grey 17 MTDG	Sand 31 MTSA	Red 11 MTR	Lily 36 MTLI	Sky Blue 39 MTSB
				
Black 18 MTS	Mocca 12 MTM	Orange 10 MTO	Yellow 24 MTY	Light Blue 15 MTLB

Bespoke glass colours are available upon request (standard NCS or RAL, available for glass)

Wood



Oak



White spruce



Black spruce

Acoustic PET felt - AQsorb



AQ44 black




AQ35 soft white

Aluminium




RAL 9005 Jet Black



RAL 9003 Signal White

Fabric



Barnacle QUE03



Quartz QUE05



Pebble QUE27



Tang SUR01



Tokyo SUR02



Kobe SUR03



Molly 0110



Clara 0188

Cat. 1

Quest by Camira
100% post-consumer
recycled polyester incl.
75% SEAQUAL yarn

Cat. 2

Sumi by Camira
90% wool, 10% polyamide

Cat. 3

Molly by Kvadrat
100% new wool worsted

Clara by Kvadrat
92% new wool worsted
8% nylon

NB Default colour combinations



oak frame / black felt / black shelves
(+feet and casters in black recommended)



white spruce frame / soft white felt / white
shelves
(+feet and casters in white recommended)



black spruce / black felt / black shelves
(+feet and casters in black recommended)

Additional fabric colours are available upon request

CHAT BOARD®

designed & manufactured
by CHAT BOARD A/S
Tempovej 10 C
DK-2750 Ballerup

T. +45 4484 5144
F. +45 4484 5688
info@chat-board.dk
www.chat-board.dk

VAT no. DK 15806230

